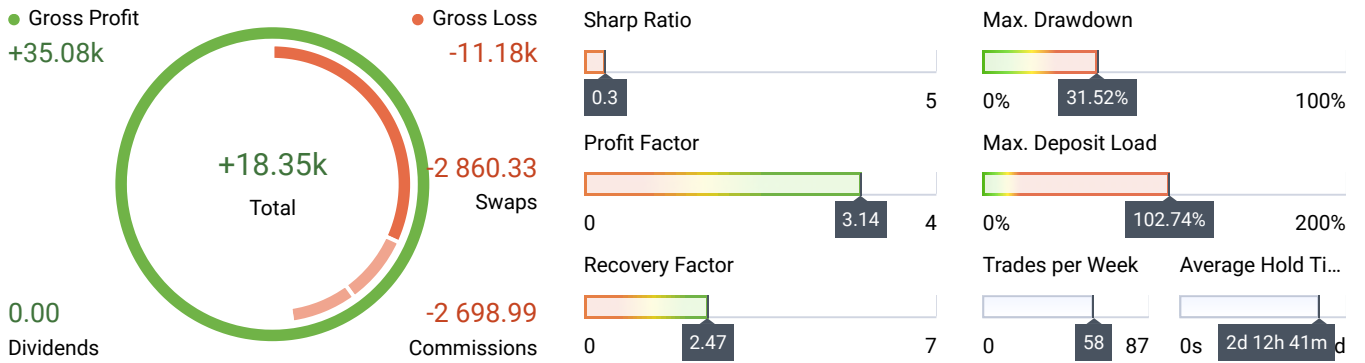
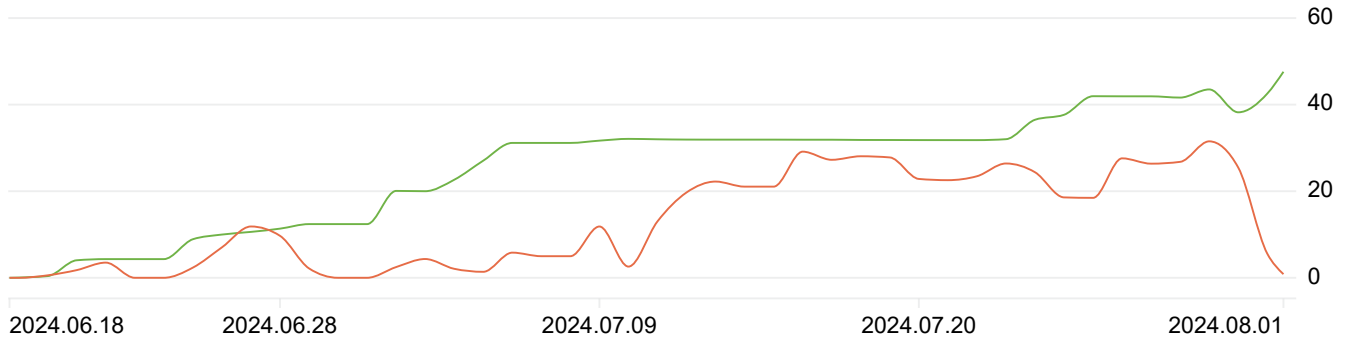


EUR 47.6% 94.21% 38 549.36 (1) 0.00 (0) 0.00 0.00 0.00
 Currency Gain Trading Activity Deposits Withdrawals Dividends Corrections Credit

1. Summary

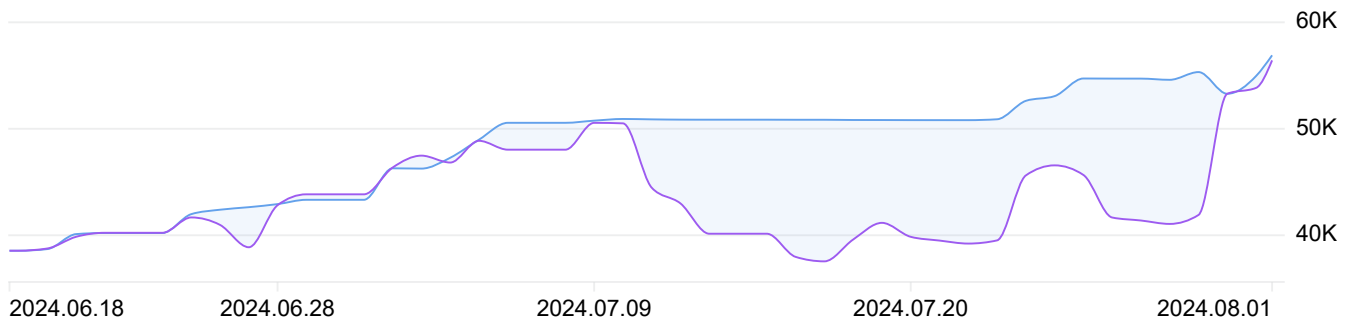


47.6% 13.15%
 Growth Drawdown



Year	Jan	Feb	Mar	Apr	May	Jun	Jul	Aug	Sep	Oct	Nov	Dec	Year
2024						12.4	26.83	3.53					47.6%
Total:													47.6%

56 898.96 56 405.00
 Balance Equity

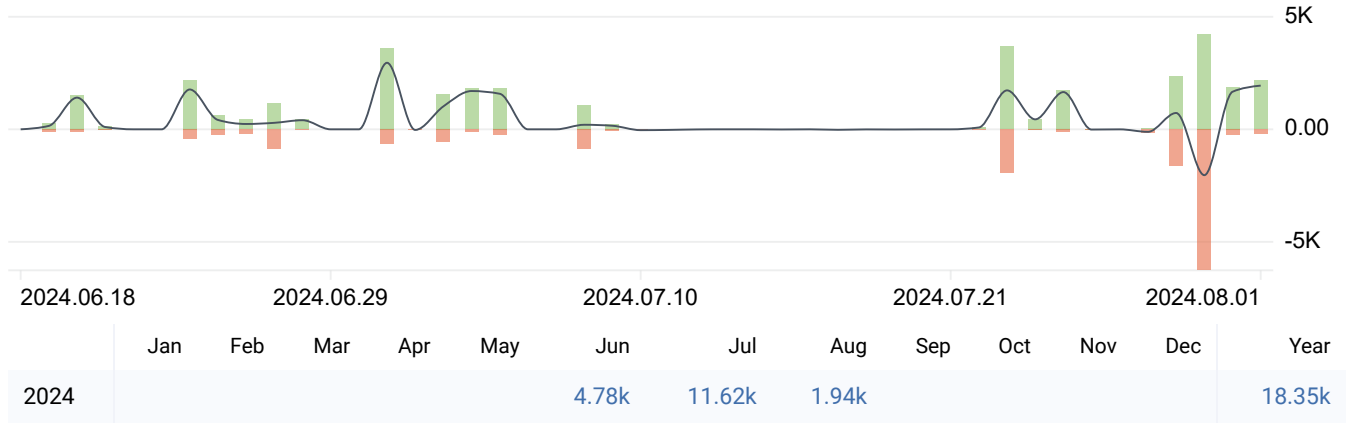


Year	Jan	Feb	Mar	Apr	May	Jun	Jul	Aug	Sep	Oct	Nov	Dec	Year
2024						4.78k	11.62k	1.94k					18.35k
Total:													18.35k

EUR 47.6% 94.21% 38 549.36 (1) 0.00 (0) 0.00 0.00 0.00
 Currency Gain Trading Activity Deposits Withdrawals Dividends Corrections Credit

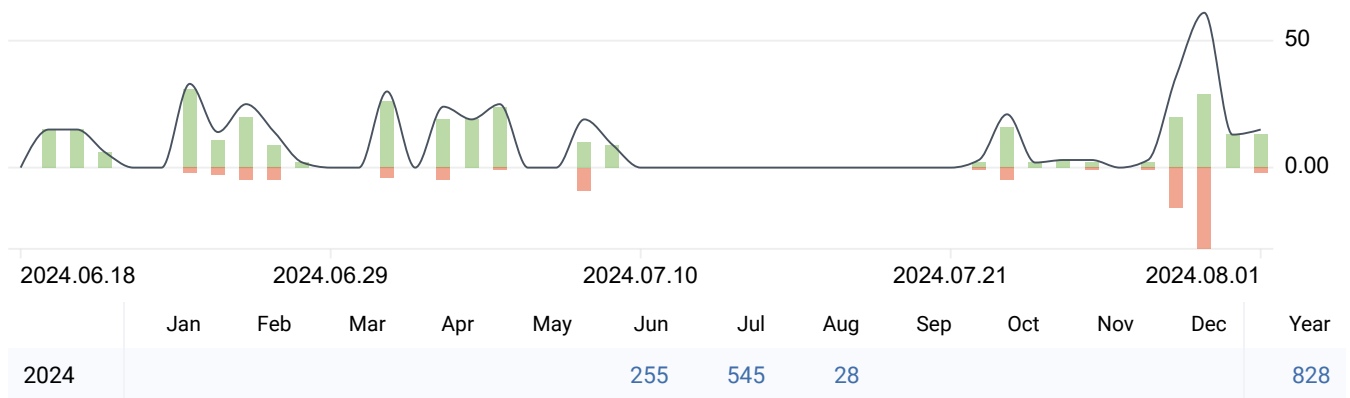
2. Profit & Loss

33 646.61 0.00 -2 860.33 -15 298.30 -2 698.99
 Profit Dividends Swaps Loss Commissions

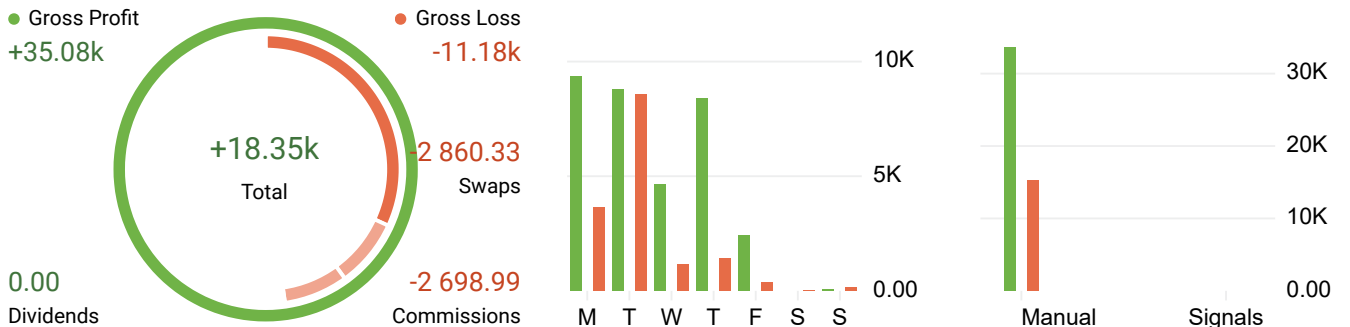


Total: 18.35k

33 646.61 0.00 -2 860.33 -15 298.30 -2 698.99
 Profit Dividends Swaps Loss Commissions



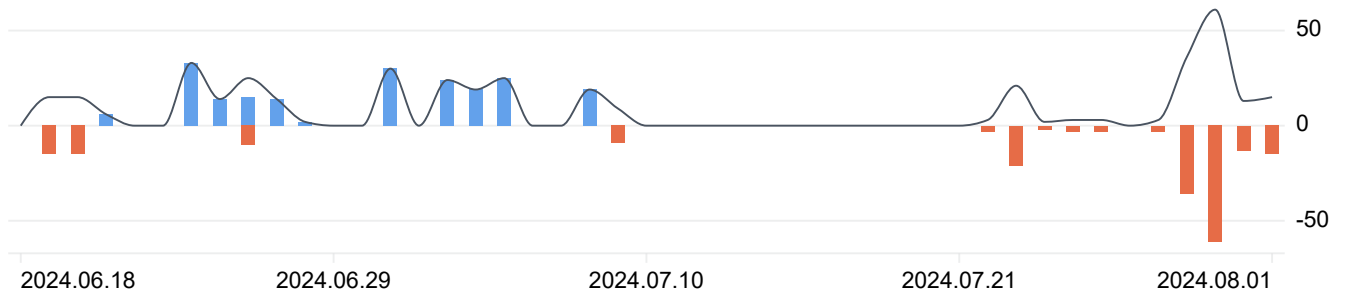
Total: 828



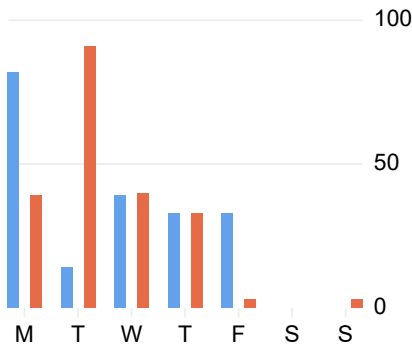
EUR	47.6%	94.21%	38 549.36 (1)	0.00 (0)	0.00	0.00	0.00
Currency	Gain	Trading Activity	Deposits	Withdrawals	Dividends	Corrections	Credit

3. Long & Short

201 (49.02%) 209 (50.98%)
 ● Long ● Short



● Long ● Short
 201 (49.02%) 209 (50.98%)

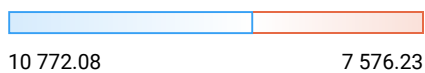


● Trading Robots ● Trading Signals
 0 0



410
● Manual Trading

Netto P/L: 18 348.31



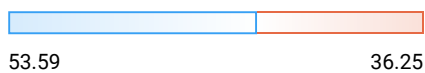
Commissions: -2 698.99



Trades: 410




Average P/L: 44.92



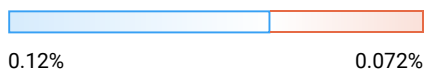
Average Profit: 81.90



Win Trades: 318



Average P/L: 0.0962%



Average Profit: 0.17%



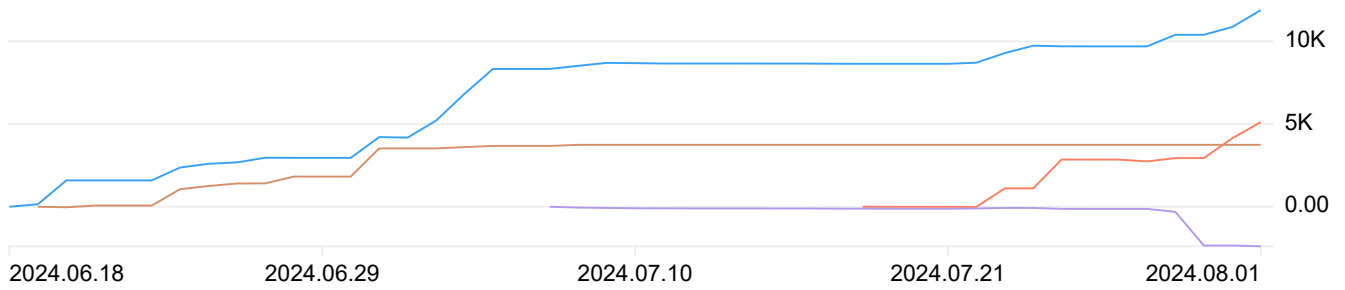
Win Trades: 77.56%



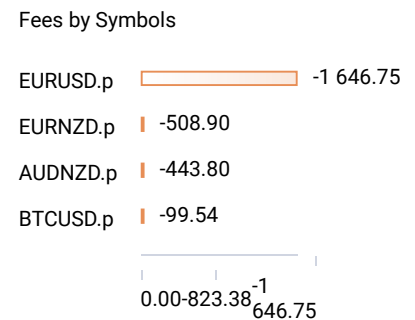
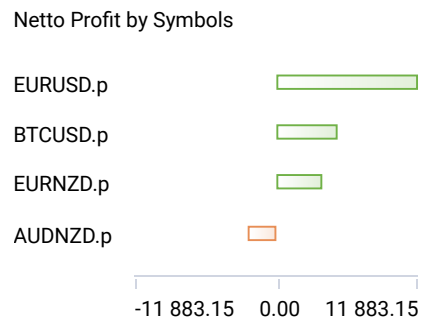


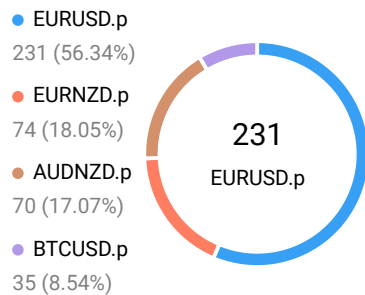
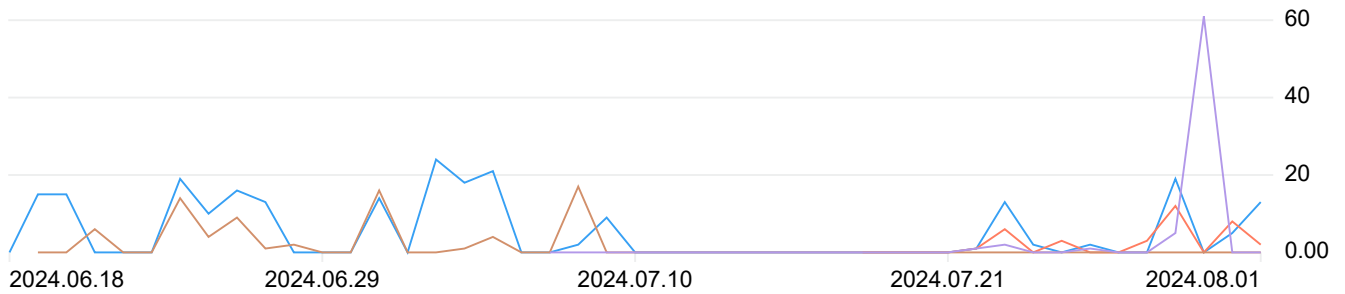
EUR	47.6%	94.21%	38 549.36 (1)	0.00 (0)	0.00	0.00	0.00
Currency	Gain	Trading Activity	Deposits	Withdrawals	Dividends	Corrections	Credit

4. Symbols

11 883.15 5 112.15 3 743.35 -2 390.34
 ● EURUSD.p ● BTCUSD.p ● EURNZD.p ● AUDNZD.p



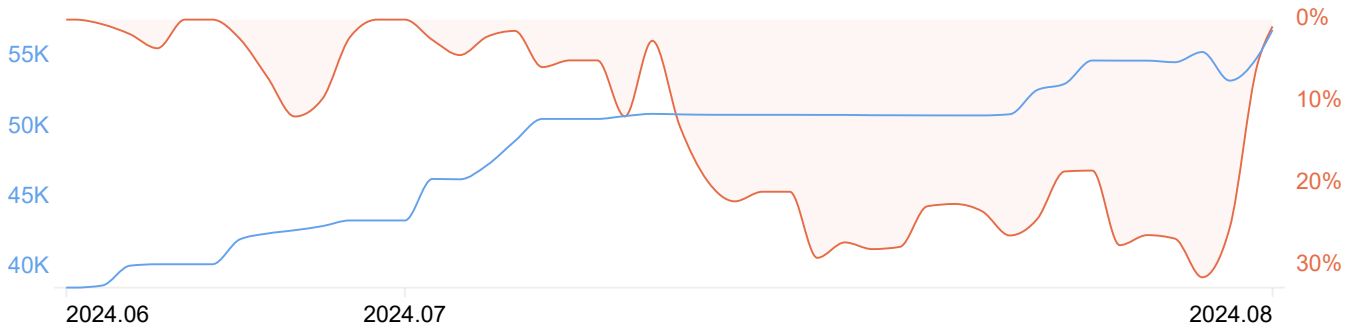
231 74 70 35
 ● EURUSD.p ● EURNZD.p ● AUDNZD.p ● BTCUSD.p



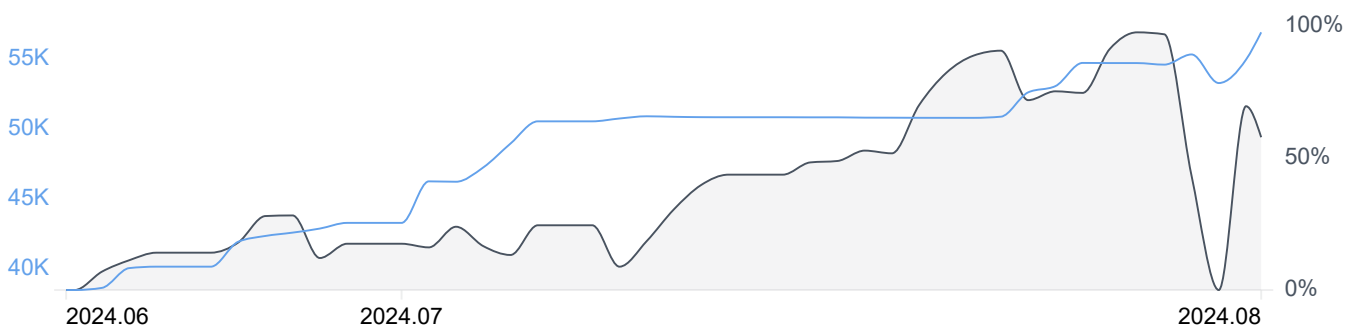
EUR	47.6%	94.21%	38 549.36 (1)	0.00 (0)	0.00	0.00	0.00
Currency	Gain	Trading Activity	Deposits	Withdrawals	Dividends	Corrections	Credit

5. Risks

56 898.96 0.837%
 ● Balance ● Drawdown



56 898.96 57.96%
 ● Balance ● Deposit Load



Best trade: 1 307.31

Max. consecutive wins: 44

Max. consecutive profit: 3 676.49



Worst trade: -887.37

Max. consecutive losses: 20

Max. consecutive loss: -6 674.03

0% 0% 0% 0%
 ● MFE (Max. Profit) ● Avg. Profit ● Avg. Loss ● MAE (Max. DD)

