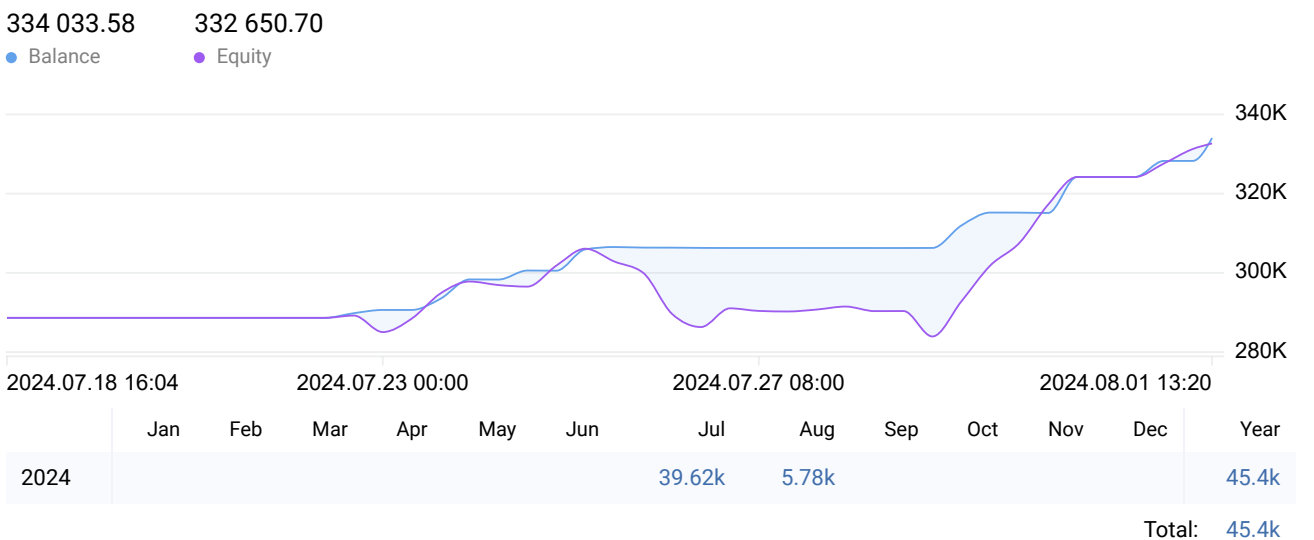
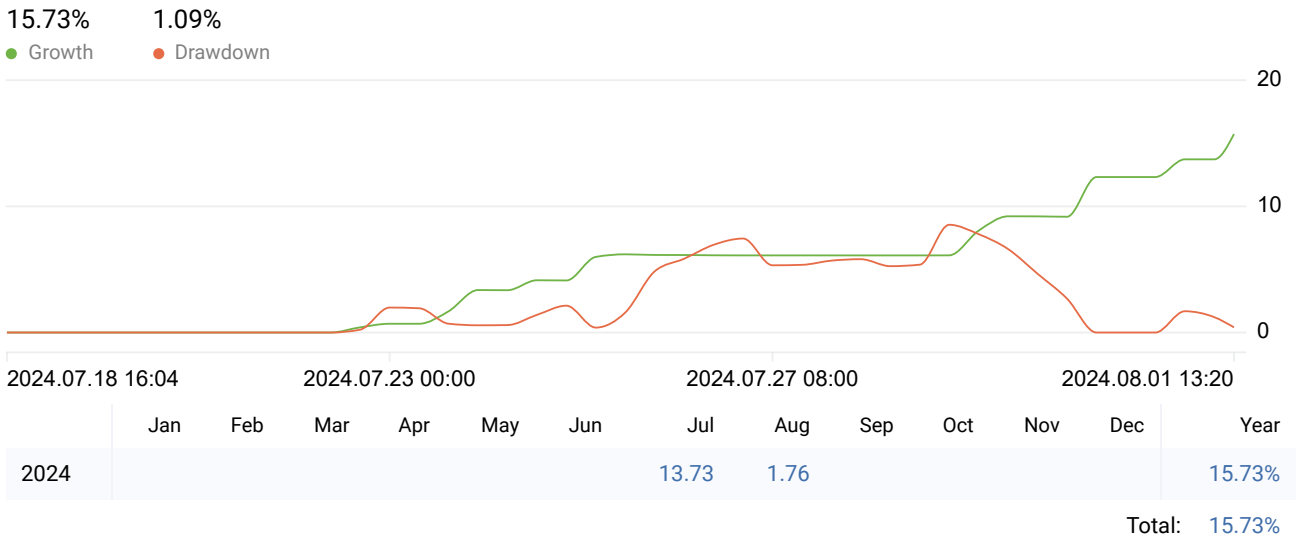
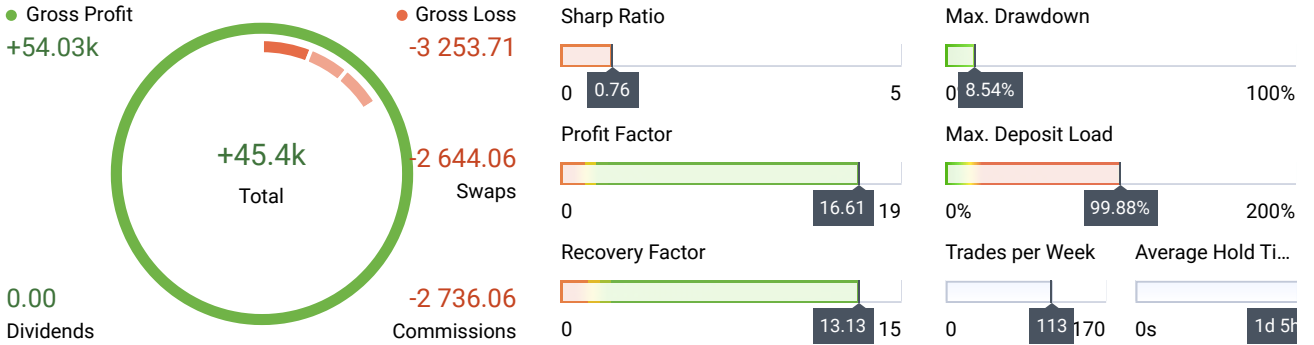


USD 15.73% 65.44% 288 643.76 (1) 10.00 (1) 0.00 0.00 0.00
 Currency Gain Trading Activity Deposits Withdrawals Dividends Corrections Credit

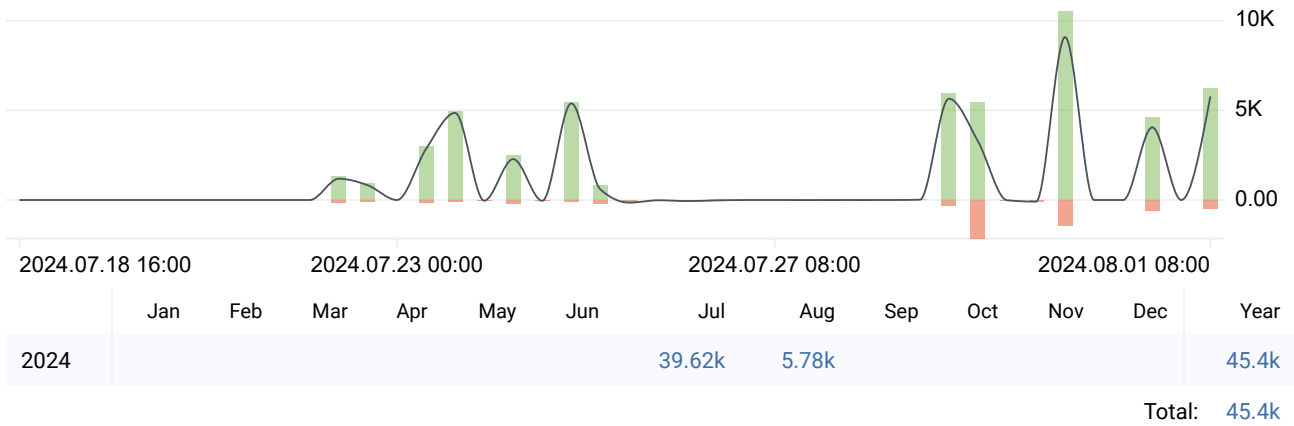
1. Summary



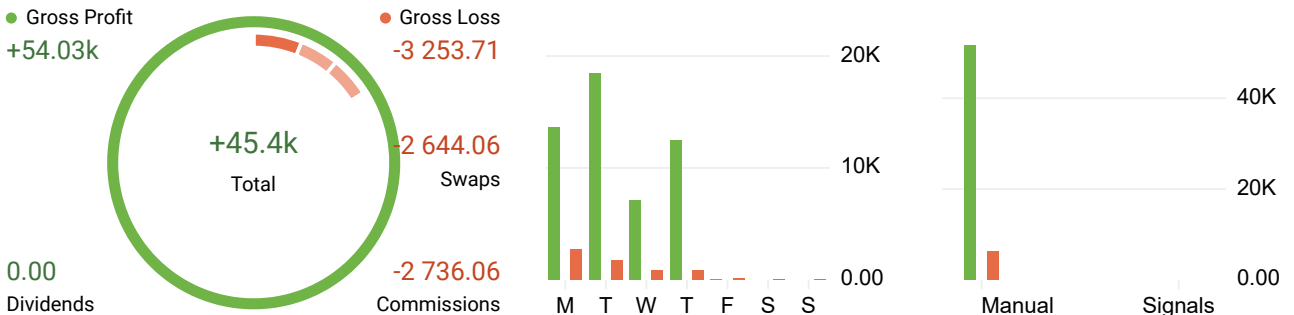
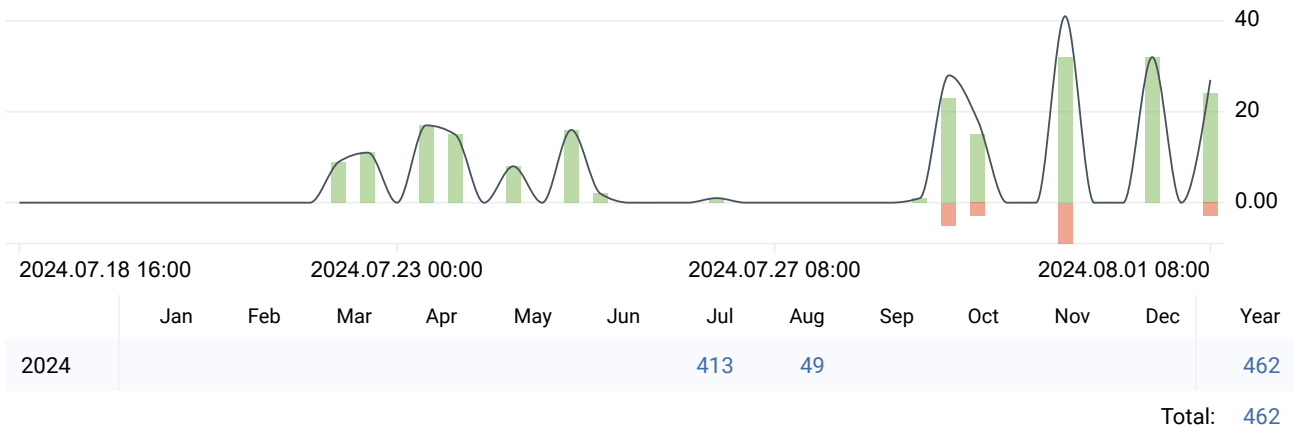
USD	15.73%	65.44%	288 643.76 (1)	10.00 (1)	0.00	0.00	0.00
Currency	Gain	Trading Activity	Deposits	Withdrawals	Dividends	Corrections	Credit

2. Profit & Loss

51 684.30	0.00	-2 644.06	-6 284.48	-2 736.06
● Profit	Dividends	Swaps	● Loss	Commissions



51 684.30	0.00	-2 644.06	-6 284.48	-2 736.06
● Profit	Dividends	Swaps	● Loss	Commissions

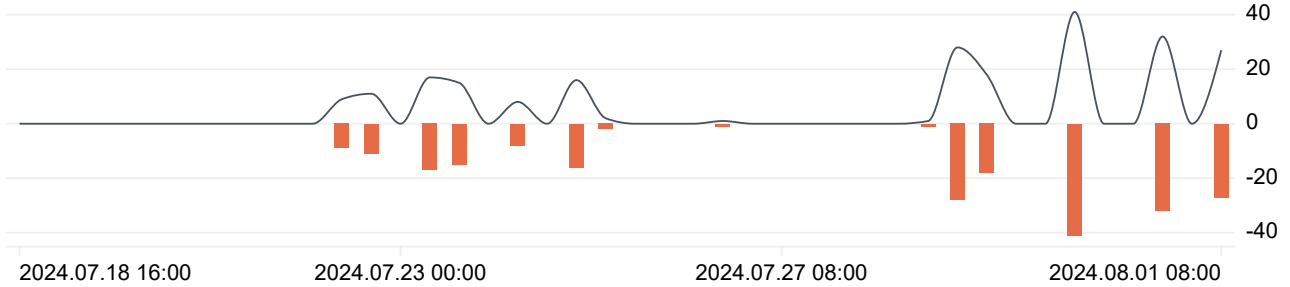


USD	15.73%	65.44%	288 643.76 (1)	10.00 (1)	0.00	0.00	0.00
Currency	Gain	Trading Activity	Deposits	Withdrawals	Dividends	Corrections	Credit

3. Long & Short

0 (0%) 226 (100%)

● Long ● Short



● Long
0 (0%)

● Short
226 (100%)




● Trading Robots
0

● Trading Signals
0

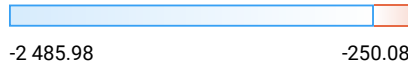


226
● Manual Trading


Netto P/L: 45 399.82




Commissions: -2 736.06




Trades: 226




Average P/L: 105.94




Average Profit: 114.35




Win Trades: 206



Average P/L: 0.0341%



Average Profit: 0.0368%




Win Trades: 91.15%



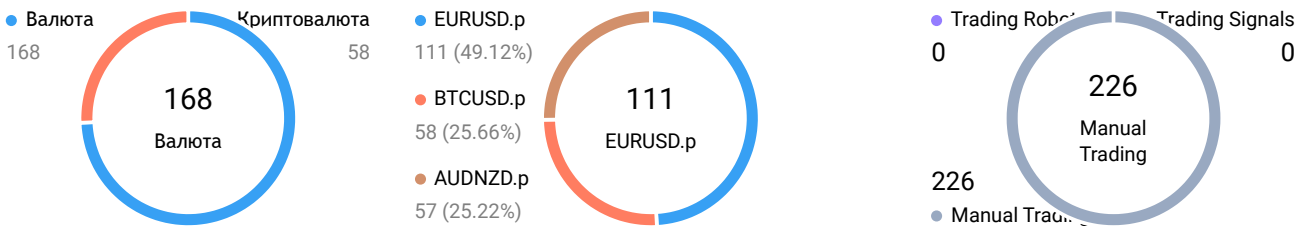
USD	15.73%	65.44%	288 643.76 (1)	10.00 (1)	0.00	0.00	0.00
Currency	Gain	Trading Activity	Deposits	Withdrawals	Dividends	Corrections	Credit

4. Symbols

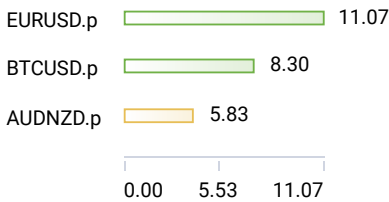
17 969.55 16 831.94 10 598.33
 ● EURUSD.p ● BTCUSD.p ● AUDNZD.p



111 58 57
 ● EURUSD.p ● BTCUSD.p ● AUDNZD.p



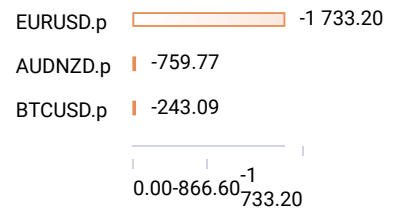
Profit Factor by Symbols



Netto Profit by Symbols



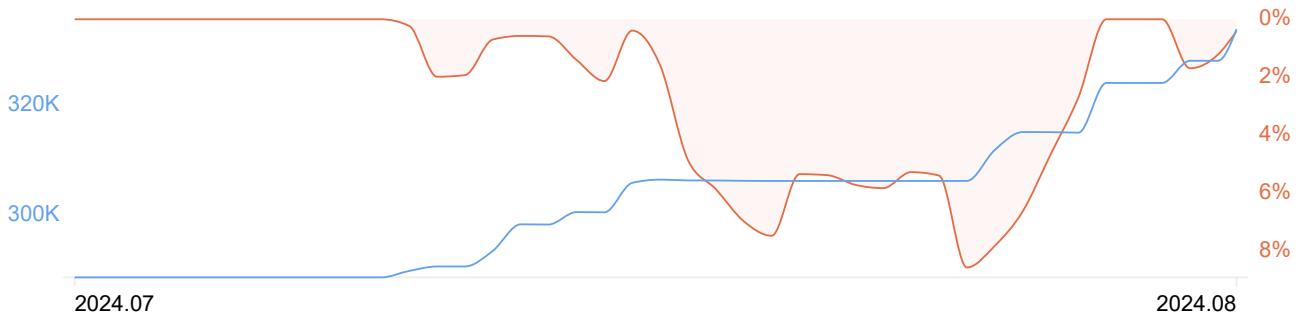
Fees by Symbols



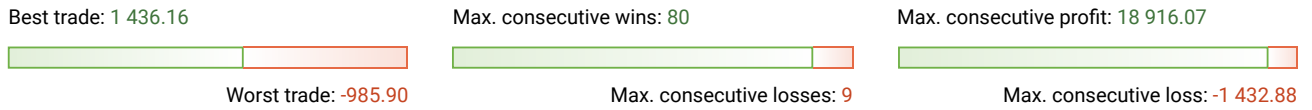
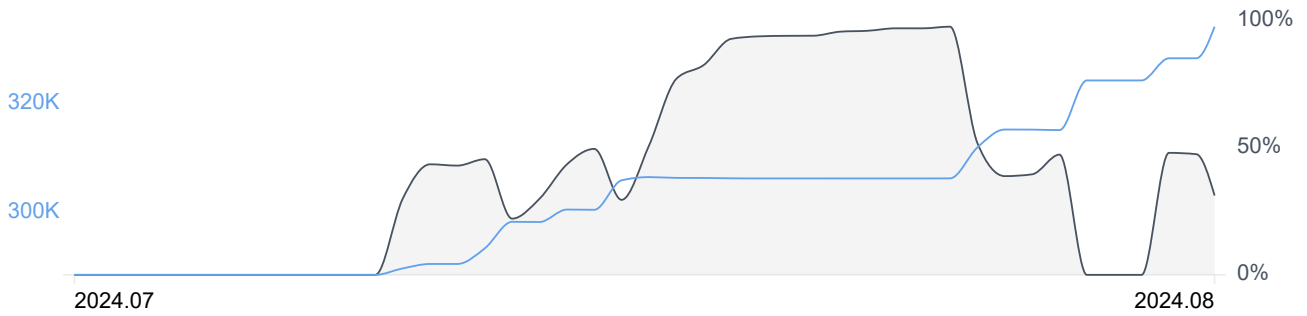
USD	15.73%	65.44%	288 643.76 (1)	10.00 (1)	0.00	0.00	0.00
Currency	Gain	Trading Activity	Deposits	Withdrawals	Dividends	Corrections	Credit

5. Risks

334 033.58 0.409%
 ● Balance ● Drawdown



334 033.58 31.18%
 ● Balance ● Deposit Load



0% 0% 0% 0%
 ● MFE (Max. Profit) ● Avg. Profit ● Avg. Loss ● MAE (Max. DD)

